

**SEMESTER 1
WEEK 6**



CENTRE DE RÉÉDUCATION ET D'INSERTION PROFESSIONNELLE

ENGLISH4NURSING IFSI - CRIP



Your name : _____

CONTENTS

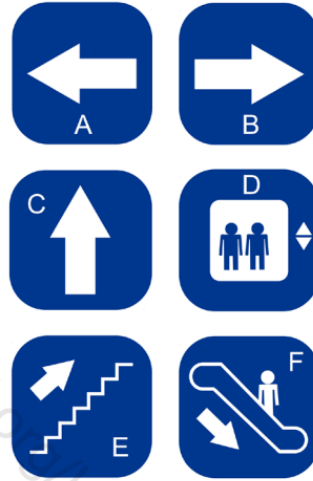
S1 - Week 6 CRIP.	Time	Objectives
Vocabulary	20 mn	<ul style="list-style-type: none"> • The hospital • Giving directions • Hands hygiene
Listening skills	30 mn	<ul style="list-style-type: none"> • Warming up – in pairs complete diagrams regarding directions & places • Hospital services • Personal hands hygiene
Oral input	5 mn	<ul style="list-style-type: none"> • Discuss various words in English for 'service'
Practicing & Speaking	45 mn	<ul style="list-style-type: none"> • Complete exercices for directions & services • Serious game – Finding on a map
S1 - Week 6	Photocopies/Documents	
	<ul style="list-style-type: none"> • PPT - Lesson&Answers • Student Booklet – S1 Week 6 • Listening tracks • Maps for Serious games 	

Ugecam CRIP	Activité	Semaine	Doc	Version
IFSI – S1	Anglais	6	EN S1 IFSI Week6	V0

WARMING UP - VOCABULARY

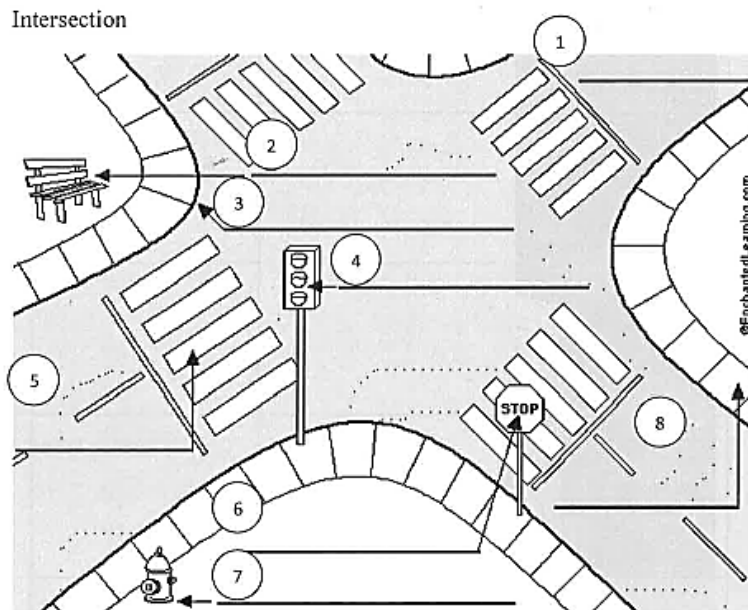
Do the preparation exercise before listening to the directions.
Match the pictures to the directions.

1. Go down the escalator. _____
2. Go left. _____
3. Go right. _____
4. Go straight on. _____
5. Go up the stairs. _____
6. Take the lift. _____



WHERE IS IT (PART 1)?

Match numbers (1-8) to a word in the words bank



bench	fire hydrant	street
corner	sidewalk	traffic light
crosswalk	stop sign	

Ugecam CRIP	Activité	Semaine	Doc	Version
IFSI - S1	Anglais	6	EN S1 IFSI Week6	V0

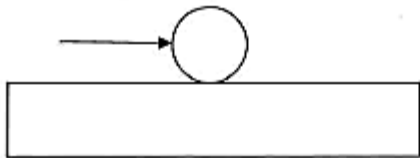
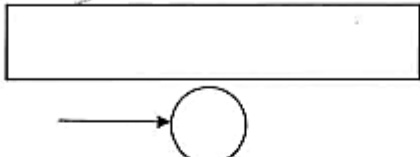
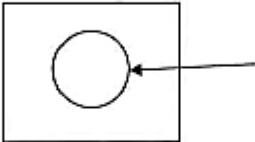

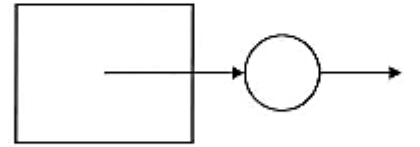
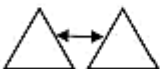

CRIP - Groupe UGECAM Occitanie

435 avenue Georges Frêche CS 10010 - 34173 Castelnau-le-Lez cedex - E-mail : contact.crip@ugecam.assurance-maladie.fr

www.ugecam-occitanie.fr

WHAT IS THE CORRECT WORD TO DESCRIBE WHERE THE BALL IS?

Use a word in the words bank

1.		
2.		
3.		
4.		
5.		
6.		
7.		

near through under in / inside	on out / outside far
---	----------------------------









Ugecam CRIP	Activité	Semaine	Doc	Version
IFSI – S1	Anglais	6	EN S1 IFSI Week6	V0

CRIP - Groupe UGECAM Occitanie

435 avenue Georges Frêche CS 10010 - 34173 Castelnau-le-Lez cedex – E-mail : contact.crip@ugecam.assurance-maladie.fr

www.ugecam-occitanie.fr

Directions

Directions		
1.		
2.		
3.		
4.		
5.		
6.		
7.		
8.		

next to right down straight ahead / straight on	left up across from / opposite between
--	---

Ugecam CRIP	Activité	Semaine	Doc	Version
IFSI – S1	Anglais	6	EN S1 IFSI Week6	V0

CRIP - Groupe UGECAM Occitanie

435 avenue Georges Frêche CS 10010 - 34173 Castelnau-le-Lez cedex – E-mail : contact.crip@ugecam.assurance-maladie.fr

www.ugecam-occitanie.fr

LISTENING SKILLS

Now listen to the directions and do the exercises to check your understanding.



Giving directions

Write the place that the speaker gives directions to.

A:

The speaker gives directions to the .

B:

The speaker gives directions to the .

C:

The speaker gives directions to the .

D:

The speaker gives directions to the .

Ugecam CRIP	Activité	Semaine	Doc	Version
IFSI – S1	Anglais	6	EN S1 IFSI Week6	V0

Fill the gaps with the correct word to complete the directions.

second on straight At take past Go

1. Go on.
2. past the traffic lights.
3. It's the building next to the library the left.
4. the roundabout turn left.
5. Then the first left on to Green Street.
6. Go the traffic lights and take the right on to King's Road.

THE HOSPITAL

Warming up – What does the word ‘service’ mean in English?

Ugecam CRIP	Activité	Semaine	Doc	Version
IFSI – S1	Anglais	6	EN S1 IFSI Week6	V0

CRIP - Groupe UGECAM Occitanie

435 avenue Georges Frêche CS 10010 - 34173 Castelnaud-le-Lez cedex – E-mail : contact.crip@ugecam.assurance-maladie.fr

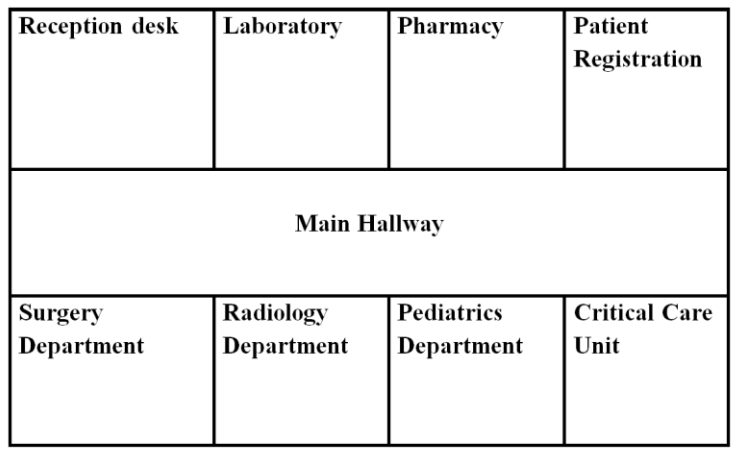
www.ugecam-occitanie.fr

WHERE IS IT (PART 2)? Complete using the words bank

1.			
2.			
3.			
4.			
5.			

stairway / staircase	floor / story
waiting room / waiting area	hallway / corridor
elevator / lift	

Complete the sentences using the map.



Ugecam CRIP	Activité	Semaine	Doc	Version
IFSI – S1	Anglais	6	EN S1 IFSI Week6	V0

1. Where is the laboratory?

It's the reception desk and the pharmacy.

across from next to between

2. Where is the Radiology Department?

It's the laboratory.

between opposite next to

3. Where is the Surgery Department?

It's the Radiology Department.

next to opposite in

4. Where is the pharmacy?

It's the Pediatrics Department.

next to across from near

5. Where is patient registration?

It's the main hallway.

across from at the end of next to

6. Where is the Critical Care Unit?

It's the Pediatrics Department.

next to opposite between

7. Where is the Pediatrics Department?

It's the Radiology Department and the Critical Care Unit.

next to between across from

8. Where is the laboratory?

It's the pharmacy.

next to between opposite

Ugecam CRIP	Activité	Semaine	Doc	Version
IFSI – S1	Anglais	6	EN S1 IFSI Week6	V0

Directions – Use the following words to complete the directions to the Maternity Department.

straight ahead Walk hallway first get out left next to pass turn
Go

Take Elevator A and _____ on the third floor. Go _____ until you reach the main hallway and _____ right. Continue along the main _____ until you _____ the Neurology Department. Turn _____, _____ through the _____ doors on the right. _____ along this hallway until you reach the nursing station. The Maternity Department is on the left, _____ the Pediatrics Department.

LISTENING SKILLS

Directions

PART 1 - Listen to the dialogue. Mr. Brown's son, Mike, is on his way to the hospital to visit his father. (Écoutez le dialogue. Mike, le fils de M Brown, est en route à l'hôpital pour visiter son père.)

Mike	Excuse me. Could you tell me the way to the hospital, please?
Lady	Certainly. It's on the corner of the main street. Go straight on, then turn right before the roundabout (le rond-point).
Mike	Is it after the traffic lights?
Lady	Yes, opposite the chemist's, next to the post office.
Mike	How far is it exactly?
Lady	About a ten-minute walk.
Mike	Thank you very much.
Lady	Not at all.

Ugecam CRIP	Activité	Semaine	Doc	Version
IFSI – S1	Anglais	6	EN S1 IFSI Week6	V0

PART 2 - A few minutes later, at the hospital reception desk.
(Quelques minutes plus tard, à l'accueil de l'hôpital.)

Mike	I'd like to visit Mr. Brown. Could you tell me where his room is, please?
Receptionist	Yes, it's on the medical ward.
Mike	Which floor is it on?
Receptionist	It's on the third floor.
Mike	Is there a lift?
Receptionist	Yes, at the end of the corridor. Take the lift to the third floor. As you get out of the lift, turn left and go down the corridor. It's the first door on your left.
Mike	Thank you.
Receptionist	You're welcome.

CHECK YOUR UNDERSTANDING

Questions about the dialogue. (Questions sur le dialogue).

1. Who is Mike ?	
2. Why does he want to go to the hospital?	
3. Where is the hospital?	
4. Is the hospital far away?	
5. On which ward is his father's room?	
6. Which floor is it on?	

Translate the list of directions below. (Traduisez la liste ci-dessous).

1. Allez tout droit :	
2. Tournez à gauche :	
3. Au bout du couloir :	
4. À côté de :	
5. Sur votre gauche :	
6. En face de :	
7. Au troisième étage :	

Ugecam CRIP	Activité	Semaine	Doc	Version
IFSI – S1	Anglais	6	EN S1 IFSI Week6	V0

SERIOUS GAME

In groups and using the map given to you, choose a place and give directions to reach it to the others without naming it.

PERSONAL HYGIENE FOR HANDS

What is the correct order? (Quel est le bon ordre?)

Before putting on gloves, a nurse must:

DESCRIPTION	ORDER
Throw the towel in the waste container	
Wipe hands with a sterile disposable towel	
Put on disposable gloves	
Wash and brush hands, wrists and forearms	

TRANSCRIPT WARMING UP

A

Go straight on. Then take the first left on to Green Street. Walk past the library and it's the building next to the library on the left.

B

Go straight on. Go past the traffic lights. You will see a shop on the right. Go past that and it's on the right next to the shop.

C

Go straight on. Go past the traffic lights and go straight on until you get to the roundabout. At the roundabout turn left. Go past the theatre. It's the building next to the theatre, opposite the hospital.

D

Go straight on. Go past the traffic lights and take the second right on to King's Road. Go past the bookshop. It's the building next to the bookshop opposite the café.

Ugecam CRIP	Activité	Semaine	Doc	Version
IFSI – S1	Anglais	6	EN S1 IFSI Week6	V0